

Justice and Public Safety

Annual Report
2017–2018

Justice and Public Safety
Annual Report 2017-2018

Province of New Brunswick
PO 6000
Fredericton NB E3B 5H1 CANADA

www.gnb.ca

ISBN 978-1-4605-1562-4 (bilingual print edition)
ISBN 978-1-4605-1563-1 (PDF: English edition)
ISSN 2560-9718 (Bilingual print edition)
ISSN 2560-9726 (PDF: English edition)

12064 | 2018.11 | Printed in New Brunswick

Transmittal letters

From the Minister to the Lieutenant-Governor

The Honourable Jocelyne Roy Vienneau

Lieutenant-Governor of New Brunswick

May it please your Honour:

It is my privilege to submit the Annual Report of the Department of Justice Public Safety, Province of New Brunswick, for the fiscal year April 1, 2017, to March 31, 2018.

Respectfully submitted,



Honourable Carl Urquhart
Solicitor General and Minister

From the Deputy Minister to the Minister

Honourable Carl Urquhart

Solicitor General and Minister of Public Safety

Sir:

I am pleased to be able to present the Annual Report describing operations of the Department of Justice and Public Safety, Province of New Brunswick, for the fiscal year April 1, 2017, to March 31, 2018.

Respectfully submitted,



Michael Comeau, Q.C.
Deputy Minister

Table of contents

Minister's message	1
Deputy Minister's message	2
Strategy management	3
Strategic priorities	3
Highlights	4
Performance measures	5
Overview of departmental operations	11
Division overview and highlights	12
Corporate Services Division	12
Policy and Operations Support Division	13
Community Safety Division	14
Security and Emergencies Division	16
Law Enforcement and Inspections Division	17
Justice Services Division	19
Financial information	21
Table 1: Ordinary Expenditure status report by primary	21
Table 2: Ordinary Expenditure status report by program	22
Table 3: Ordinary Revenue status report by source.	23
Summary of staffing activity	24
Summary of legislation and legislative activity.	25
Summary of Official Languages activities	26
Summary of recommendations from the Office of the Auditor General	28
Report on the <i>Public Interest Disclosure Act</i>	29
Appendix A – Human resources data	30
Appendix B – Statistical information	31

Minister's message

During the 2017-2018 fiscal year, the Department of Justice and Public Safety worked to enhance the safety of all New Brunswickers, ensuring we have a safe province in which to live, work and raise a family.

We've made great strides toward achieving a number of key objectives this year. New measures were introduced to curb alcohol-impaired driving, helping to make New Brunswick roads safer. We established a stakeholder group to seek opportunities to improve the way police forces respond to reports of sexual crimes, helping to make sure the victims in these cases are always our first priority. Ellen's Law, an amendment to the *Motor Vehicle Act* to protect cyclists, took effect this year.

A mental health docket was reinstated in Saint John provincial court, providing those with mental illness who plead guilty to a crime a path out of the criminal justice system and into community treatment. We began the process of expanding the Family Case Management Model into Moncton to give families greater access to an alternative, streamlined court process.

We have also played an ongoing role in ensuring the province is prepared for the upcoming legalization of cannabis by introducing new legislation to establish penalties for drug-impaired driving.

It is a privilege to be part of the Justice and Public Safety team, and I commend the staff for their professionalism and dedication. I look forward to the year ahead, as we continue to work towards strengthening our justice system and building a safer, more resilient province.



Honourable Carl Urquhart
Solicitor General and Minister

Deputy Minister's message

I am pleased to present the Department of Justice and Public Safety's annual report for the year ending March 31, 2018.

It was an excellent year for the department, as we accomplished several strategic priorities while practising sound fiscal management, focusing on continuous improvement and building a stronger team.

Excellence and professionalism have always been the leading qualities of our departmental staff, particularly when faced with adversity. Our employees have experienced significant organizational change since the former departments of Justice and Public Safety merged more than two years ago. This includes the centralization of support enforcement services and the integration of health and agri-food inspection services. As always, our employees turned challenge into opportunity. They ensured that the needs of New Brunswickers came first while we transitioned through our organizational changes.

Our vision of a safe, secure and just New Brunswick is not possible without the people working to achieve that vision. I want to thank our staff in all regions for continuing to exemplify the values of the New Brunswick civil service: proud, productive and professional.

A handwritten signature in black ink that reads "Mike Comeau". The signature is written in a cursive, flowing style.

Michael Comeau, Q.C.
Deputy Minister of Public Safety

Strategy management

Strategic priorities

The **Government of New Brunswick (GNB)** uses a formal management system built on leading business practices to develop, communicate and review strategy. This process provides the public service with a proven methodology to execute strategy, increase accountability and continuously drive improvement.

The development of the strategy, using the formal management system, starts with a strategic vision of *Moving New Brunswick Forward*. This vision is anchored in five priority areas:

- **Jobs** – Creating the best environment for jobs to be generated by New Brunswickers, by businesses, by their ideas, by their entrepreneurial spirit, and by their hard work. Growth efforts will be guided by the New Brunswick Economic Growth Plan, which focuses on strengthening the workforce; expanding innovation capacity; increasing the agility of government; fostering public and private investment in strategic infrastructure; and growing capital investment from the private sector.
- **Education** – Improving education as guided by two 10-year plans, *Everyone at Their Best* for the Anglophone sector and *Donnons à nos enfants une longueur d’avance* for the francophone sector, that identify objectives for the early learning and education system and establish clear expectations for standards and performance. The areas of focus are: ensuring children and other learners develop the competencies they need to be successful in school and life; improving both literacy and numeracy skills for all learners; and working to make post-secondary education more accessible and affordable.
- **Families** – Creating a healthier and stronger New Brunswick by focusing on seven key areas: improving access to primary and acute care; promoting wellness; supporting those with mental health challenges; fostering healthy aging and support for seniors; advancing women’s equality; reducing poverty; and providing support for persons living with a disability.
- **Federal and Aboriginal Relations** – Building stronger relationships with First Nations; strengthening action on climate change; and working with the federal government to maximize federal funding, including optimizing infrastructure funding and growing the workforce through immigration.
- **Smart Province** – Providing taxpayers with better value for their money by transforming the culture of government by eliminating duplication; adopting new innovations in technology to improve services and savings; and ensuring GNB has a ready workforce that has the skills, training, support, leadership and working environments it needs to thrive.

Highlights

During the 2017-2018 fiscal year, the Department of Justice and Public Safety focused on the following strategic priorities:

- The department amended the Child Death Review Committee Terms of Reference to allow for increased transparency in process by releasing anonymized summaries of the circumstances leading to the deaths of those children subject to a review while still maintaining privacy for families.
- Public Health Inspections and Agri-Food Inspections programs, transitioned staff and mandates from the Department of Health to Justice and Public Safety under Inspection and Enforcement NB ,Health Protection Services in December of 2017. Excellent service delivery to the public on behalf of the Office of the Chief Medical Officer of Health was maintained throughout this transition.
- The department finalized a comprehensive review and assessment of Hazardous Materials occupancies within the province from which key data will be used to improve first responder awareness and emergency planning.
- The department finalized the merger of Departments of Justice and Public Safety.
- The department reinstated a mental health docket in Saint John provincial court for justice involved individuals who have mental health issues.
- The department successfully introduced central issuance of a more secure New Brunswick Driver licence, with a new vendor, in partnership with three other Atlantic Provinces.
- The department celebrated 35 years of service for Victim Services in New Brunswick as well as introduced two new pilot programs; Court Support Volunteer program and Aboriginal Domestic Violence Outreach program.
- The department implemented measures under the *Intimate Partner Violence Intervention Act* to provide more timely access to civil remedies for those experiencing intimate partner violence.

Performance measures

Based on the strategy map, a framework that translates the organization’s strategy into a set of objectives and performance measures is developed. This allows the department to measure progress in meeting objectives. The performance measures do not reflect all of the day-to-day operations of the department, but rather the strategic areas where it needs to focus improvement efforts.

Families	Measures
Foster resiliency.	Percentage of municipalities with a current emergency plan.
Women’s equality.	Number of high risk/danger cases using the Coordinated Community Response (CCR) pilot process.
Smart Province	Measures
Enhance employee engagement.	Department average sick leave usage.
Reduce expenditures.	Ratio of actual to (ordinary) budgeted expenditures.
Grow non-fine revenue.	Ratio of actual to budgeted revenue.

Families

Objective of the measure

Foster resiliency.

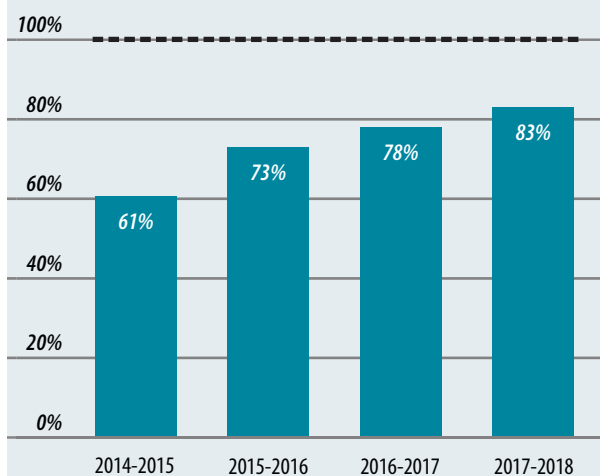
Measure

Percentage of municipalities with a current emergency plan.

Description of measure

Completion of municipal emergency plans is a key indicator of overall emergency preparedness within the province.

Percentage of municipalities with a current emergency plan



Overall performance

Local operations during this calendar year have effected progress, but percentages continue to improve.

--- Target: 100%
Actual: 83%

Why do we measure this?

The *Emergency Measures Act* requires every municipality to prepare emergency plans and mutual aid agreements as well as to submit them to the New Brunswick Emergency Measures Organization (NB EMO) for review. To formulate emergency response strategies properly, NB EMO must have an accurate indication of the extent of municipal planning, including local capabilities and available resources. Such indicators will inform on the adequacy, currency and completeness of local plans.

Municipal plans are in a variety of states of completion. Some still need to be updated and amended. In the case of newly incorporated rural communities, complete preparation was required. NB EMO received municipal plans during the years, and by the end of the fiscal year, 83 per cent were up-to-date and reflected existing capabilities, with the remainder being in development.

What projects were undertaken in the reporting year to achieve the outcome?

During the reporting year, NB EMO Regional Emergency Management Coordinators continued to work closely with municipalities to complete or update emergency plans and arrangements. Additional work was completed by a number of municipalities to finalize their plans, in order to effectively participate in a provincial emergency response exercises called Exercise BRUNSWICK ALPHA in order to practice the details of the community plans. The standardized plan format, in accordance with the CSA Standard z1600-14, continues to be adopted for municipal use. This template for planning was well-received, and a number of communities adjusted their emergency plans accordingly. The desired end-state will see all municipalities adopting this standard approach to preparing plans.

Families

Objective of the measure

Women's equality.

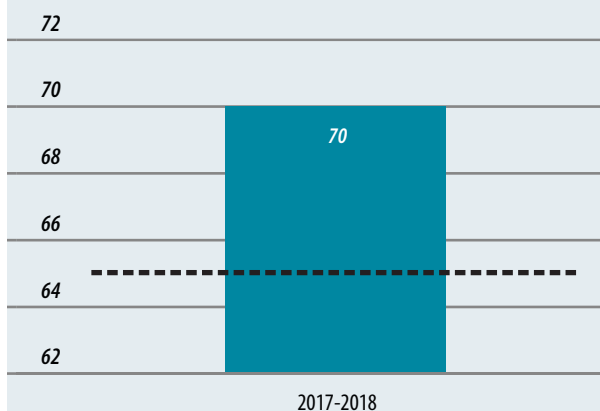
Measure

Number of high risk/danger intimate partner violence (IPV) cases using the Coordinated Community Response pilot process (CCR).

Description of measure

The target represents 65 per cent of the estimated number of high risk/high danger IPV cases in pilot sites.

Number of high risk/high danger IPV managed cases



Overall performance

CCR teams provided service to 70 high risk/high danger IPV cases.

--- Target: 65
Actual: 70

Why do we measure this?

The Coordinated Community Response pilot process (CCR) enables information sharing among key organizations for the development of a shared safety plan and risk mitigation strategy. The measure tells us whether current resources are sufficient to meet the demand in pilot locations, and whether additional resources will be required when the model is expanded province-wide.

What projects were undertaken in the reporting year to achieve the outcome?

The CCR pilot process was launched in two sites on April 1, 2017. The department's Victim Services Unit has been coordinating local CCR teams comprised of police, Social Development, Mental Health and Addictions, Hospital Services, the domestic violence sector and other agencies to work with victimized partners. These CCR teams have been providing input on what is working well and what needs to be improved about the CCR pilot process. A preliminary evaluation and privacy impact assessment have been completed and work is now underway to refine the CCR model and identify necessary resources before province-wide implementation.

The CCR model is an activity of the NB Crime Prevention Strategy. It builds on province-wide training of all front-line police officers on Intimate Partner Violence and the Ontario Domestic Assault Risk Assessment (ODARA) tool; Danger Assessment training for victim services and other service providers; the Woman Victims of Abuse Protocols; NB Domestic Violence Death Review Committee recommendations; the Moncton Domestic Violence Court; and other Crime Prevention Strategy Activities including the *Love Shouldn't Hurt* campaign and introduction of the *Intimate Partner Violence Intervention Act*.

Smart Province

Objective of the measure

Enhance employee engagement.

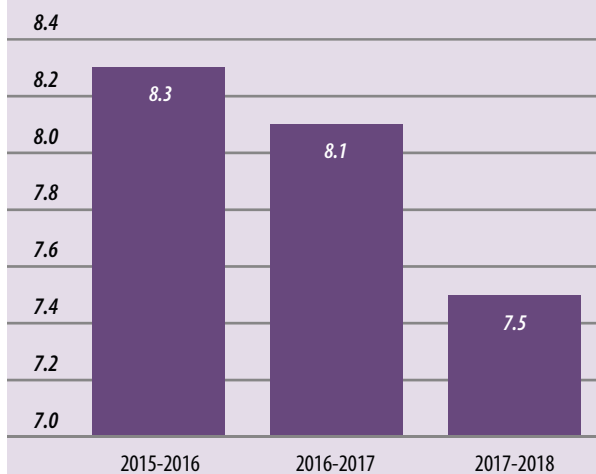
Measure

Department average sick leave usage.

Description of measure

This measure shows the average number of sick leave days taken by employees in the department.

Average paid sick leave days used in the department



Overall performance

A decrease of 9.6 per cent in average sick days between 2015-2016 and 2017-2018.

Why do we measure this?

Sick leave is a form of insurance that provides employees with a level of protection against the loss of salary when they are unable to report to work due to illness or injury. The department wants to ensure that sick leave is available when needed.

The department values the contribution its employees make, so when an employee is unable to be at work for any reason, his or her contribution is missed. The department recognizes that some absences are unavoidable; thus the goal in managing attendance is not to eliminate absenteeism or encouraging employees to come to work when they are sick. Rather, the goal is to reduce preventable absences, support employees experiencing difficulty with regular attendance and strive to have a healthy and productive workforce.

What projects were undertaken in the reporting year to achieve the outcome?

All managers/leaders in the department were required to attend a manager's orientation training session on the Blue Cross Employee Family Assistance Program and were provided Attendance Support Program training.

The department rolled out training sessions for managers/leaders in the CAR (Competence, Autonomy and Relatedness) mental fitness model combined with the practical "Tools for Engagement" workshops offered by the Government of Canada's National Managers' Community.

Smart Province

Objective of the measure

Reduce expenditures.

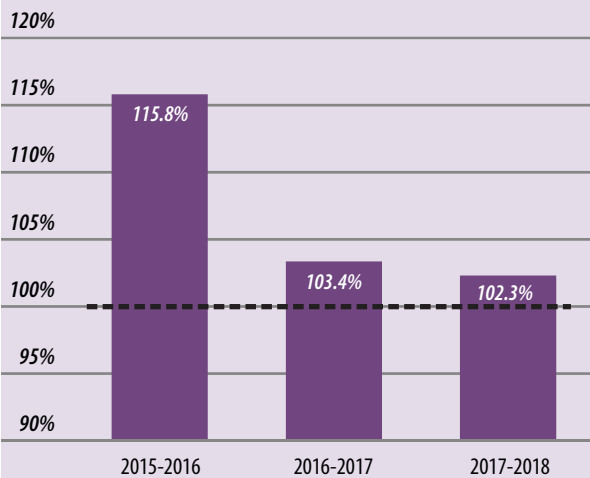
Measure

Ratio of actual to budgeted expenditures.

Description of measure

The ratio measures whether the department is over-budget or under-budget. The ratio will exceed 100 per cent when spending is over-budget and be less than 100 per cent when spending is under-budget.

Ratio of actual to budgeted expenditures



Overall performance

Actual expenditures were over budget by \$5.4 million, due to expenses related to the January 2017 Ice Storm and the January 2018 Heavy Rainfall and Southeast Regional Correctional Centre fire.

--- Target: 100.0%
Actual: 102.3%

Why do we measure this?

This indicator measures whether the department is adhering to the expense budget that it tabled at the beginning of the fiscal year. It shows whether the department is able to implement and manage the various budget decisions incorporated into its expense budget plan, although there will be some variables that are not within government's control (accounting changes, floods, etc.).

What projects were undertaken in the reporting year to achieve the outcome?

- The department met or exceeded reduction targets due to operational efficiencies.

Smart Province

Objective of the measure

Grow non-fine revenue.

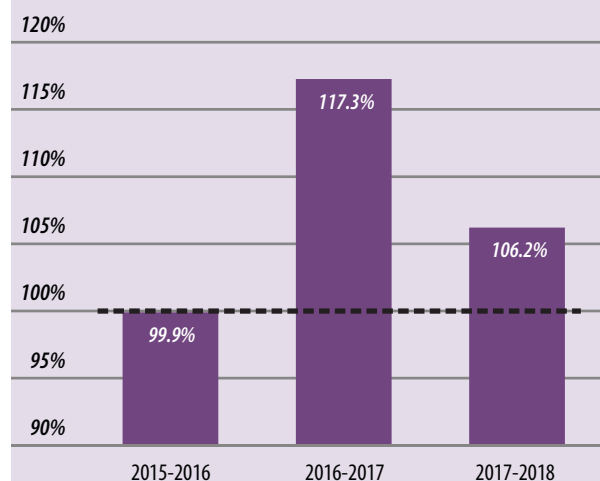
Measure

Ratio of actual to budgeted revenue.

Description of measure

Targets are set based on meeting revenues outlined in budget 2017-2018 and recent performance.

Ratio of actual to budgeted revenue



Overall performance

Actual revenues exceeded the budget by \$12 million, as a result of increased *Motor Vehicle Act* fees and fines as well as increased recoveries from Disaster Financial Assistance.

--- Target: 100.0%
Actual: 106.2%

Why do we measure this?

This indicator measures the ability of the department to manage its overall revenue as compared to budget. GNB must ensure revenues are managed in accordance with the budget and be prepared to take corrective action if revenue is projected to be under-budget during the year. Increased revenue helps to offset GNB's deficit.

What projects were undertaken in the reporting year to achieve the outcome?

The following projects helped the department exceed the target:

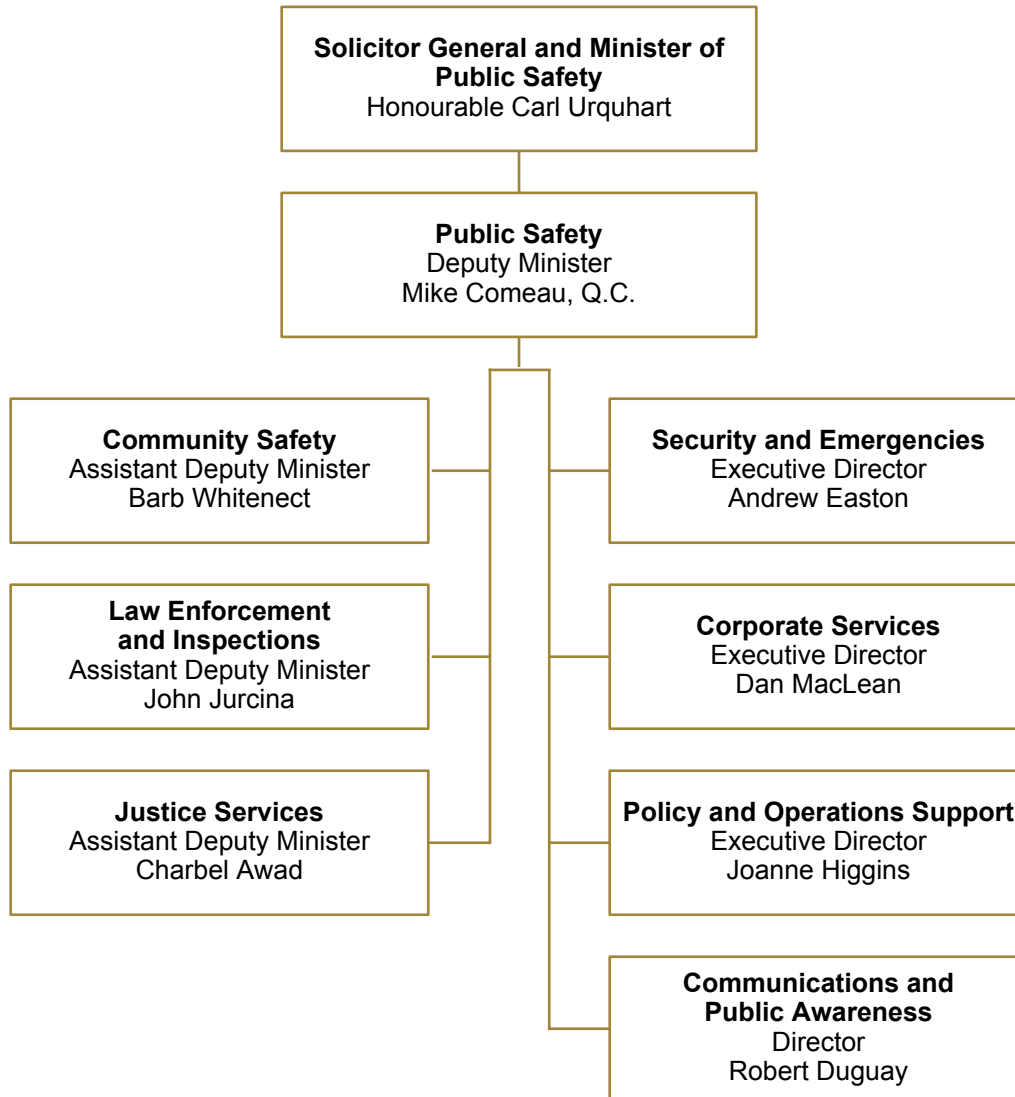
- The continued impact of the September 2015 *Motor Vehicle Act* fee increase resulted in an additional \$8.8 million in revenue.
- Revenue from *Motor Vehicle Act* fines were \$1 million more than budgeted.
- Federal recoveries from Disaster Financial Assistance program events were \$682 thousand more than expected mainly due to the recovery from the January 2017 Ice Storm.

Overview of departmental operations

The Department of Justice and Public Safety was formed to provide an integrated approach to a safe, secure New Brunswick and a fair, accessible justice system.

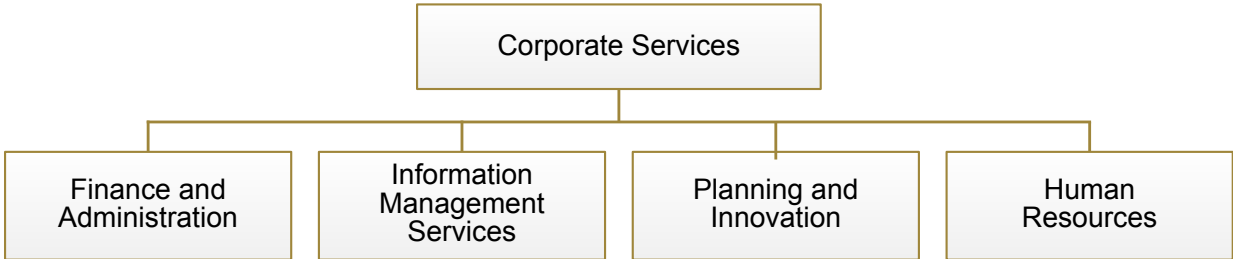
The department had 1,358 regular, part-time, term and temporary employees, down from 1,365 in the previous fiscal year.

High-level organizational chart



Division overview and highlights

Corporate Services Division



Financial Information

	Budget	Actual	Variance (Under) Over
Administrative Services	3,989	4,070	81
Planning and Innovation	687	484	(203)
Total	4,676	4,554	(122)

The **Corporate Services Division** is responsible for providing quality support, advice, consultation, monitoring and coordinating services to all managers and employees in the areas of departmental services, financial services, human resources, information management, fleet and facilities management and accountability.

The **Finance and Administration Branch** is responsible to provide financial leadership and expert advice to senior management, departmental managers and staff. The branch maintains the operational accounting function by providing financial consulting, budgeting, monitoring, accounting services, and revenue and expenditure forecasting. Facilities Management, Fleet Management, internal control, and enforcement of financial policies and procedures also fall under its umbrella. The branch is actively involved in continuous improvement projects aimed at helping to streamline information and process flows to support better decision making by departmental management.

The **Information Management Services Branch** is responsible for providing departmental Information Management, information security and Risk Management and Records Management services. It supports business planning of Information Management solutions for the department. It ensures alignment of departmental busi-

ness objectives and technology initiatives by providing strategic oversight, direction and advisory services.

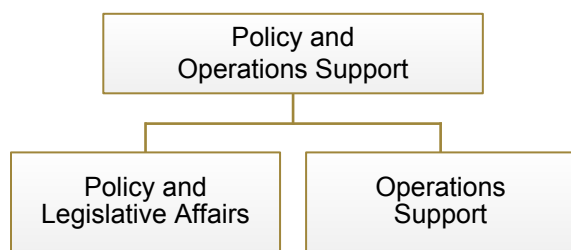
The **Planning and Innovation Branch** is responsible to support the refinement and implementation of the department’s Integrated Business Planning Cycle that incorporates strategic direction, employee engagement, internal communications, work planning, continuous improvement, performance measurement and an accountability framework.

The **Human Resources Branch** is responsible for providing leadership and support to the department in the areas of human resource planning, recruitment, classification, labour relations, employee relations, training, Performance Management, Change Management, organizational development, human resource policies and program implementation.

HIGHLIGHTS

- ◆ Finalized the merger of Departments of Justice and Public Safety
- ◆ Training delivered to managers on compliance with Occupational Health and Safety Act.
- ◆ Completion of 2018-2019 Justice and Public Safety Annual Business Plan

Policy and Operations Support Division



Financial Information

	Budget	Actual	Variance (Under) Over
Policy and Legislative Affairs	681	535	(146)
Operations Support	871	832	(39)
Total	1,552	1,367	(185)

The **Policy and Operations Support Division** is responsible for providing leadership and support in the identification, analysis, and development of program and policy initiatives. The division also provides information and advice in support of legislation development, and federal/provincial/territorial relations.

The **Policy and Legislative Affairs Branch** is responsible to assist branches, members of the senior leadership team and the Minister's office with respect to submissions to Cabinet Committees, the activities of the Legislature

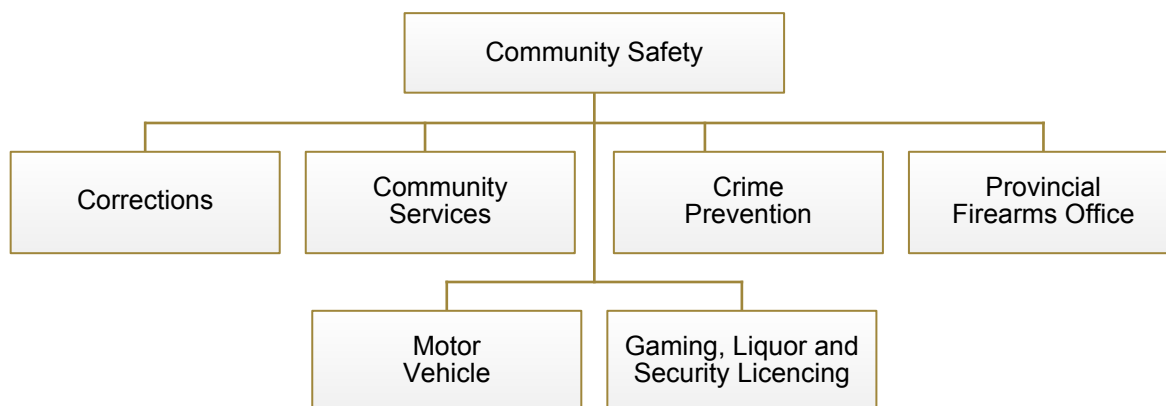
and the department's corporate approach to federal/provincial/territorial relations. The branch also administers the *Right to Information and Protection of Privacy Act* and the *Personal Health Information Privacy and Access Act* with respect to access to information and privacy.

The **Operations Support Branch** is responsible for providing support and expertise to the departmental operations using a variety of analytic tools and approaches. Focus is on ensuring cross-branch expertise, linkages between operations and the wider department and wider government initiatives and supporting executive information needs.

HIGHLIGHTS

- ♦ Entered into a new funding agreement with Justice Canada respecting funding for criminal legal aid services covering 2017-2022.
- ♦ Led the government team in the judicial remuneration process and tabled the Government's Response to the Report of the 2016 Judicial Remuneration Commission in the Legislative Assembly of New Brunswick.
- ♦ Developed, in cooperation with several other departments, a formal response to the More Care Less Court report of the Child and Youth Advocate.

Community Safety Division



Financial Information

	Budget	Actual	Variance (Under) Over
Adult Institutional Services	32,727	34,865	2,138
Community Services	7,393	7,531	138
Youth Institutional and Residential Services	5,486	4,939	(547)
Gaming Control Branch	2,138	1,971	(167)
Motor Vehicle	5,260	4,939	(321)
Provincial Firearms Office	900	761	(139)
Total	53,904	55,006	1,102

The **Community Safety Division** is responsible for regulating and delivering programs and services that contribute to a safe society by leading crime prevention efforts in the province, providing institutional and community-based services to offenders, providing services to victims of crime, licensing of firearm owners, dealers and shooting ranges, providing oversight of driver licensing, vehicle registration and motor vehicle inspections, and licensing, registration and permitting of the province's liquor, gaming and security industry. The division develops and promotes provincial policies, standards, agreements and collaborative partnerships that foster strong and consistent approaches in the delivery and regulation of services throughout New Brunswick.

The **Corrections Branch** is responsible for providing secure custody at the department's New Brunswick Youth Centre in Miramichi. Secure custody is used as the last resort for youth in conflict with the law where community and open custody sanctions have been deemed not inappropriate by the courts. The branch is also responsible for providing correctional institutions for adult offenders sentenced to incarceration of two years

less a day and for holding accused persons deemed to be dangerous and/or a security risk while awaiting trial or awaiting immigration hearings.

The **Community Services Branch** is responsible for the prevention and reduction of crime and victimization and ensuring community safety by providing effective community programs for justice-involved persons and by developing and promoting provincial policies, standards, agreements and collaborative partnerships that foster evidence-based prevention approaches throughout New Brunswick. The branch is responsible for delivering, through regional offices, provincial adult and youth diversion programs and rehabilitative Case Management and intervention services to adults and young persons sentenced to some form of community correctional supervision. It provides open custody placements for youth whose level of supervision has been deemed by the courts to require a less restrictive custodial environment as would be provided in a secure custody facility. It administers programs and support services to help victims of crime who come to the attention of the criminal justice system.

The **Crime Prevention Branch** is responsible for the prevention and reduction of crime and victimization and ensuring community safety by fostering collaborative partnerships with justice, health, social service and community stakeholders, and developing and promoting evidence-based and cost-effective prevention approaches throughout New Brunswick. The branch coordinates the research, planning, implementation, evaluation and sustainability of improvements to New Brunswick crime prevention policy and practice through the New Brunswick Crime Prevention and Reduction Strategy.

The **Provincial Firearms Office** is responsible for supporting safe communities by managing the ownership, purchase, movement and use of firearms within the province through the administration of federal firearms legislation.

The **Motor Vehicle Branch** is responsible for providing oversight of required safety standards for vehicle registration; providing policy and legislative clarification as it relates to the registration of vehicles; providing for the issuance of motor vehicle dealer licences; administering the compulsory motor vehicle inspection program through inspection stations; and administering the International Registration Plan program involving the inter-jurisdictional registration of commercial vehicles. This program promotes highway safety through testing aspiring drivers, issuing driver licences and ID cards and monitoring driver behaviour and sanctioning unsafe drivers and carriers. The branch also administers educational and ignition interlock programs for individuals convicted of impaired driving, funded by those drivers.

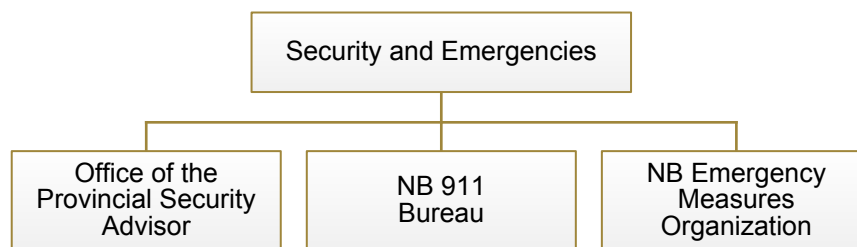
The **Gaming, Liquor and Security Licensing Branch** is the regulatory authority responsible for the licensing, registration and permitting of applicants under the *Liquor Control Act*, *Gaming Control Act*, *Private Investigators and Security Services Act*, *Film and Video Act* and the *Salvage Dealers Licensing Act*. This involves coordination with both internal and external inspectors, investigators, departments, corporate bodies, agencies and systems. The branch is responsible to maintain and uphold the

integrity of gaming in New Brunswick through the registration of suppliers and licensing of all employees of the casino gaming industry. Services include providing information and education to the public on the program areas, receiving complaints, gathering relevant facts and referral to an inspector or agency for further investigation when necessary.

HIGHLIGHTS

- ◆ *Successfully introduced central issuance of a more secure New Brunswick Driver licence, with a new vendor, in partnership with three other Atlantic Provinces.*
- ◆ *Celebrated 35 years of service for Victim Services in New Brunswick as well as introduced two new pilot programs; Court Support Volunteer program and Aboriginal Domestic Violence Outreach program.*
- ◆ *Introduced Ellen's Law the one-metre rule indicating a driver of a motor vehicle shall not pass a bicycle travelling in the same direction unless there is sufficient space to do so safely leaving one metre of open space between them.*
- ◆ *New tools were introduced under the Motor Vehicle Act to strengthen the ability to identify and deter alcohol-impaired driving, making New Brunswick one of the toughest jurisdictions in Canada with respect to dealing with alcohol-impaired drivers.*
- ◆ *Through the perseverance and dedication of our correctional staff at the Southeast Correctional Centre, we were able to successfully evacuate staff, inmates and visitors without incident after a major fire at the centre.*
- ◆ *Through the Roundtable on Crime and Public Safety the Love Shouldn't Hurt campaign reached every community in the province. Community champions were provided a training session, a tool kit and promotional items to assist with the messaging.*

Security and Emergencies Division



Financial Information

	Budget	Actual	Variance (Under) Over
Office of the Provincial Security Advisor	990	1,068	78
Disaster Financial Assistance Program	15,081	20,504	5,423
Total	16,071	21,572	5,501

The **Security and Emergencies Division** is responsible for coordination amongst different levels of government and the private sector to improve prevention, preparedness and response capabilities in New Brunswick for deliberate, accidental or natural events, including 911 services, emergency management and recovery programs, security, and critical infrastructure.

The **Office of the Provincial Security Advisor** is responsible for providing security advice and services regarding high-value and high-risk services, networks, facilities, assets and persons critical to New Brunswick's safety, security and economy, in both the public and private sectors. The focus is to align efforts among different levels of government and the private sector to improve prevention, preparedness and response capabilities in New Brunswick for natural, accidental and deliberate events.

The **NB 911 Bureau** is responsible for working cooperatively and collaboratively with telecommunications partners and emergency response stakeholders to manage effectively and efficiently the province-wide 911 emergency response services. The bureau develops, implements and ensures compliance with standards, policies and operating procedures to ensure quality service and response to all emergencies when 911 calls are received at one of the six 911 Public Safety Answering Points throughout New Brunswick.

The **New Brunswick Emergency Measures Organization (NB EMO)** promotes the development of emergency programs at all levels of government encompassing prevention, preparedness, response and recovery. The organization leads the coordination of provincial emergency operations, assists communities, municipalities and regional service commissions with resources and encourages a cooperative and harmonized approach to operations to facilitate resource and information sharing.

HIGHLIGHTS

- ♦ Led responses and recovery for a major 2017 thunderstorm in the Acadian Peninsula and a January 2018 major winter storm event.
- ♦ Announced provincial emergency management funding by \$1.7 million beginning in 2018-2019 to help improve local emergency preparedness, training and double the number of regional emergency management co-ordinators
- ♦ Announced \$957,000 in new funding for New Brunswick ground search and rescue teams for new training courses and facilities over the next three years

Law Enforcement and Inspections Division



Financial Information

	Budget	Actual	Variance (Under) Over
Coroner Services	2,283	2,583	300
Office of the Fire Marshal	1,588	1,831	243
Policing Contracts	88,213	88,011	(202)
Inspection and Enforcement	13,398	13,305	(93)
Technical Inspection Services	5,125	4,858	(267)
Total	110,607	110,588	(19)

The **Law Enforcement and Inspections Division** is responsible for ensuring a safe society by delivering inspection and enforcement services that make highways, communities and off-road trails safer, conducting fire plan reviews and fire inspections and investigations, provincial fire reporting and investigations, administering provincial policing standards and policing contracts, and developing and promoting provincial policies, standards, agreements and collaborative partnerships that foster strong and consistent approaches in the delivery of services throughout New Brunswick. The division provides expertise in electrical, plumbing, elevator and boiler and pressure vessel. Through the Office of the Chief Coroner, the division investigates all sudden and unexpected deaths in pursuit of preventing non-natural deaths.

Coroner Services is an independent and publicly accountable investigation of death agency. The service is responsible for reviewing all suspicious or questionable deaths in New Brunswick; and for conducting inquests as may be required by statute and/or in the public interest and does not have a vested interest of any kind in the outcome of death investigations. The service also administers the Child Death Review Committee and Domestic Violence Death Review Committee.

The **Inspections and Enforcement Branch** is a non-direct policing, law enforcement unit responsible for providing education, inspection and enforcement functions

under Provincial and Federal Acts. Peace officers with special constable appointment within the branch provide services to the trucking industry, forestry sector, hunters, fishermen, off-road enthusiasts, the motoring public, various licensees and New Brunswickers. Services intended to enhance public safety and protect government revenues are offered in the areas of environment and natural resources, liquor control, commercial vehicle enforcement; *National Safety Code* audits; off-road vehicle enforcement; motor vehicle inspections; gaming control; tobacco sales to minors; smoke-free places investigations; Safer Communities and Neighbourhoods (SCAN); as well as inspections, enforcement and licensing matters relevant to film, video and video game, restricted beverages, artificial tanning, agriculture, aquaculture, fisheries, salvage dealers and the security services industry. Through inspection, enforcement, licensing and monitoring, Agri-food and Public Health Inspectors protect the public from health hazards, reduce risk, maintain healthy environments and reduce the incidence of disease in New Brunswick in the following areas: food safety, environmental health, recreational and institutional sanitation, water quality, abattoirs and dairy-related operations, emergency preparedness and, communicable disease control.

The **Office of the Fire Marshal** is responsible for administering the *Fire Prevention Act*; delivering fire prevention and protection programs; and working with fire depart-

ments, municipalities and partner organizations to promote fire safety. The office monitors fire trends, changes to the *National Building Code* and *National Fire Code*, National Fire Protection Association codes, and rising fire safety concerns to develop and promote provincial policies, standards, procedures for the fire service as a whole. The office effectively uses multiple agencies to conduct fire safety inspections, perform fire cause and origin investigations, and implement fire prevention programs under the authority of the Fire Marshal. It is the lead agency for the response to all hazardous material emergencies for GNB.

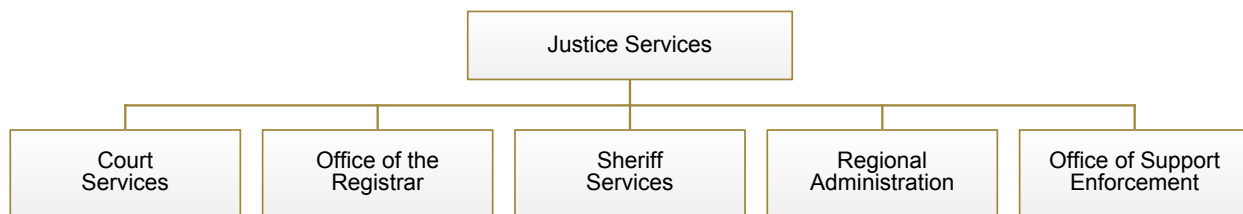
The **Policing Standards and Contract Management Branch** contributes to making New Brunswick the best place in which to raise a family by preventing and reducing crime and victimization through the coordination of effective and efficient policing services and evidence-based programs. The branch is responsible for the following key areas: developing and promoting provincial policies, standards, agreements and collaborative partnerships that ensure the delivery of consistent and standardized police services throughout New Brunswick; and overseeing contract management services and supporting the provision of RCMP services under the Provincial Police Service Agreement as well as managing agreements with municipalities and local service districts for the provision of RCMP services.

The **Technical Inspection Services Branch** is responsible for regulating the safe design, fabrication, installation, and operation of electrical, plumbing, propane, natural and medical gas systems, boilers, pressure vessels, elevating devices and amusement rides. Activities include developing safety legislation; setting standards; conducting design reviews, equipment registrations and quality system audits; issuing installation and operating permits; conducting inspections; ordering compliance; qualifying and licensing specific trades people and contractors; carrying out accident investigations; providing education; and accrediting private sector services. These services are provided to ensure that potentially hazardous electrical, mechanical and pressurized systems do not pose an undue risk to the public; to ensure that these potentially hazardous systems are installed by qualified and licensed tradespeople.

HIGHLIGHTS

- ◆ *Entered into an agreement with the federal government for the implementation of five Indigenous Community Program Officers to facilitate evidence-based community level crime prevention and reduction partnerships.*
- ◆ *Developed and delivered a nationally-recognized Carbon Monoxide awareness course aimed at giving First Responders key skills to keep themselves and their communities safe. Over 600 first responders from over 100 fire departments and public safety agencies participated, totalling 1200 person-hours of training.*
- ◆ *Conducted inspections of more than 100 hockey rinks and curling arenas as part of a campaign to adopt a more detailed, consistent and efficient inspection system. Accidental ammonia leaks have the potential to cause serious health hazards or even death to anyone within the immediate vicinity.*
- ◆ *Child Death Review Committee: Through review and consultation with the Child and Youth Advocate, Social Development and the then Access to Information and Privacy Commissioner, the Chief Coroner amended the terms of reference for the committee to allow for increased transparency in process by releasing anonymized summaries of the circumstances leading to the deaths of those children subject to a review while still maintaining privacy for families.*
- ◆ *Public Health Inspections and Agri-Food Inspections programs, transitioned staff and mandates from the Department of Health to Justice and Public Safety under Inspection and Enforcement NB ,Health Protection Services in December of 2017. Excellent service delivery to the public on behalf of the Office of the Chief Medical Officer of Health was maintained throughout this transition.*
- ◆ *Seized in excess of 2.4 million contraband cigarettes as a result of 37 separate enforcement actions by Contraband Enforcement Unit.*

Justice Services Division



Financial Information

	Budget	Actual	Variance (Under) Over
Regional Court Services	10,577	8,246	(2,331)
Judiciary	9,285	9,698	413
Registrar	751	1,416	665
Sheriff Services	8,077	9,458	1,381
Office of Support Enforcement	2,115	2,142	27
Justice Regional Administration	5,230	4,216	(1,014)
Total	36,035	35,175	860

The **Justice Services Division** is responsible for providing access and support to an impartial and efficient justice system for all New Brunswick residents.

The **Court Services Branch** supports the New Brunswick court system (Court of Queen’s Bench, Small Claims Court, Probate Court, Bankruptcy and Insolvency Division, Provincial Court and Youth Justice Court) by providing court attendance, order production, case file management, registry services and other administrative services in support of the Judiciary and the public. The branch is also responsible for the delivery of specialized court programs, including the Healing to Wellness Court, Domestic Violence Court, Family Case Management, Family Law Information Center, Mental Health Court and the Court Case Management Triage Officer. Court Services also serves as the liaison to other agencies and departments for court related issues and initiatives.

The **Office of the Registrar** supports the Court of Appeal and its judiciary by providing guidance to the public and lawyers regarding the Rules of Court, order/judgment production, case file management and other administrative services including conducting hearings as authorized by legislation and the Rules of Court. This branch also serves as the registry for New Brunswick for

all bankruptcies and divorces, process interjurisdictional applications for the establishment or variation of family support orders and process all New Brunswick adoptions.

The **Sheriff Services Branch** is responsible for providing court security for all Courthouse locations (in accordance with the *Court Security Act*), detainees’ security (transportation, escort and detention supervision), jury management, document service and court orders execution (Seizure and Sale, Evictions and Warrants of Arrest). Sheriffs also perform peace officer duties as prescribed by over 80 Federal and Provincial Statutes.

The **Regional Administration Branch** is responsible for providing regional administrative support to all programs and services administered by the Justice Services Division, including invoice management, central payment processing, transcription management, translation request processing, interpretation services booking, court technology support and Judiciary special expenses support.

The **Office of Support Enforcement** is responsible for enforcing family support provisions (Child Support Payments and Spousal Support) in court orders and agreements in accordance with the *Support Enforcement Act* and *Divorce Act* by using progressive enforcement actions to ensure compliance. Enforcement may include

garnishing wages, reporting the defaulting payer to credit reporting agencies, passport revocation or denial, and in some cases, suspension of the payer's driver's licence.

HIGHLIGHTS

- ◆ *Increased the monetary limit for small claims court to \$20,000 for claims related to debt, damages and recovery of personal property.*
- ◆ *Implemented measures under the Intimate Partner Violence Intervention Act to provide more timely access to civil remedies for those experiencing intimate partner violence.*
- ◆ *Reinstituted a mental health docket in Saint John provincial court for justice involved individuals who have mental health issues.*
- ◆ *Continuing GNB's mandate from 2016 to restructure court services, Court Services formally established the new Leadership and Management model and have begun to hire against these new roles.*
- ◆ *Held a sod-turning to mark the official beginning of construction of a new courthouse in Fredericton.*
- ◆ *The Court Support Volunteer Program, to help vulnerable victims as they navigate the court system, was expanded to incorporate the Saint John region*

Financial information

Table 1: Ordinary Expenditure status report by primary
Fiscal year ending March 31, 2018 (\$000)

	Main Estimates	Appropriation Transfers	Final Budget	Actual	Variance (Under) Over
Personal services	93,346	1,969	95,315	92,839	(2,476)
Other services	107,887	525	108,412	110,516	2,104
Materials and supplies	3,930	-	3,930	4,935	1,005
Property and equipment	278	-	278	693	415
Contributions, grants and subsidies	9,917	103	10,020	9,574	(446)
Debt and other charges	15,089	-	15,089	19,453	4,364
Chargeback recoveries	(1,867)	-	(1,867)	(1,414)	453
Total	228,581	2,597	231,178	236,596	5,418

The department exceeded budget by \$5.4 million, due to Disaster Financial Assistance for the January 2017 and 2018 Heavy Rain falls.

Table 2: Ordinary Expenditure status report by program
 Fiscal year ending March 31, 2018 (\$000)

	Main Estimates	Appropriation Transfers	Final Budget	Actual	Variance (Under) Over
Corporate Services	4,655	21	4,676	4,554	(122)
Policy and Operation Support	1,548	4	1,552	1,367	(185)
Community Safety	150,553	925	151,478	158,749	7,271
Law Enforcement and Inspections	110,034	573	110,607	110,588	(19)
Justice Services	34,557	1,478	36,035	35,175	(860)
Legal Aid	8,215	117	8,332	8,333	1
Security and Emergencies	16,070	1	16,071	21,572	5,501
Total	228,581	2,597	231,178	236,595	5,418

The department exceeded budget by \$5.4 million, due to Disaster Financial Assistance for the January 2017 and 2018 Heavy Rain falls.

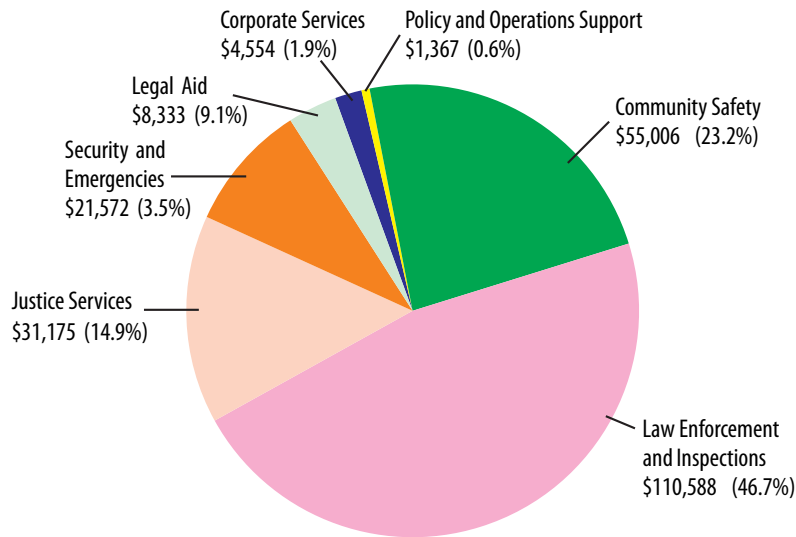


Table 3: Ordinary Revenue status report by source

Fiscal year ending March 31, 2018 (\$000)

	Budget	Actual	Variance (Under) Over
Other taxes	3,000	3,522	522
Return on investment	56	69	13
Licences and permits	137,038	146,439	9,401
Sale of goods and services	26,649	27,319	670
Fines and penalties	7,856	8,648	792
Miscellaneous	144	137	(7)
Conditional Grants – Canada	20,312	20,966	654
Total	195,055	207,100	12,045

The department exceeded its revenue budget by \$12 million primarily as a result of the final annualization of the Motor Vehicle Fee increase.

Summary of staffing activity

Pursuant to section 4 of the *Civil Service Act*, the Secretary to Treasury Board delegates staffing to each Deputy Head for his or her respective departments. Please find below a summary of the staffing activity for 2017-2018 for the Department of Justice and Public Safety.

The departments advertised 61 competitions, including 34 open (public) competitions and 27 closed (internal) competitions.

Pursuant to sections 15 and 16 of the *Civil Service Act*, the department made the following appointments using processes other than the competitive process to establish merit:

Appointment type	Appointment description	Section of the <i>Civil Service Act</i>	Number
Specialized Professional, Scientific or Technical	An appointment may be made without competition when a position requires: <ul style="list-style-type: none"> – a high degree of expertise and training – a high degree of technical skill – recognized experts in their field 	15(1)	0
Equal Employment Opportunity Program	Provides Aboriginals, persons with disabilities and members of a visible minority group with equal access to employment, training and advancement opportunities.	16(1)(a)	0
Department Talent Management Program	Permanent employees identified in corporate and departmental talent pools, who meet the four-point criteria for assessing talent, namely performance, readiness, willingness and criticalness.	16(1)(b)	3
Lateral transfer	The GNB transfer process facilitates the transfer of employees from within Part 1, 2 (school boards) and 3 (hospital corporations) of the Public Service.	16(1) or 16(1)(c)	39
Regular appointment of casual or temporary	An individual hired on a casual or temporary basis under section 17 may be appointed without competition to a regular properly classified position within the Civil Service.	16(1)(d)(i)	7
Regular appointment of students/apprentices	Summer students, university or community college co-op students or apprentices may be appointed without competition to an entry level position within the Civil Service.	16(1)(d)(ii)	0

Pursuant to section 33 of the *Civil Service Act*, no complaints alleging favouritism were made to the Deputy Head of Department of Justice and Public Safety, and no complaints were submitted to the Ombud.

Summary of legislation and legislative activity

Bill #	Name of legislation	Date of Royal Assent	Summary of changes
17	<i>An Act to Amend the Judicature Act</i> http://www.gnb.ca/legis/bill/pdf/58/3/Bill-17.pdf	May 5, 2017	This amendment would require the Chief Justice of the Court of Queen's Bench to obtain the consent of the Minister of Justice and Public Safety before assigning or reassigning the place of residence of a judge, and further to have the consent of the individual judge any time the place of residence is reassigned.
48	<i>An Act Respecting Ellen's Law</i> http://www.gnb.ca/legis/bill/pdf/58/3/Bill-48.pdf	May 5, 2017	The amendments establish that a driver is not to pass a bicycle travelling in the same direction unless there is sufficient space to do so safely and that they leave a one-meter open space between the vehicle and the bicycle.
15	<i>An Act Respecting Intimate Partner Violence</i> http://www.gnb.ca/legis/bill/pdf/58/4/Bill-15.pdf	Dec. 20, 2017	Amendments are made to the <i>Judicature Act</i> and the <i>Intimate Partner Violence Intervention Act</i> to establish a new category of judicial officer and to grant the Lieutenant-Governor in Council the authority to appoint them to hear applications for emergency intervention orders.
19	<i>An Act to Amend the Motor Vehicle Act</i> http://www.gnb.ca/legis/bill/pdf/58/4/Bill-19.pdf	Dec. 20, 2017	These amendments implement a drug-impaired driving program that mirrors, to the extent possible, that of alcohol-impaired driving. It will provide more tools for law enforcement to deal with drivers who choose to drive while under the influence of drugs and/or alcohol.
24	<i>An Act to Amend the Provincial Offences Procedure Act</i> http://www.gnb.ca/legis/bill/pdf/58/4/Bill-24.pdf	Dec. 20, 2017	These amendments modernize and streamline the provincial ticketing process by removing uncontested tickets from the courts and permitting tickets to be generated using electronic equipment.
43	<i>An Act to Amend the Motor Vehicle Act</i> http://www.gnb.ca/legis/bill/pdf/58/4/Bill-43.pdf	March 16, 2018	The amendments clarify language in the Act in order to ensure proper distinction and interpretation of the grounds for appeal in long-term administrative suspensions and immediate roadside suspensions.

Name of regulation	Effective date	Summary of changes
New Brunswick Regulation 84-177, the Standards Regulation – <i>Boiler and Pressure Vessel Act</i>	Aug. 1, 2017	The amendments replace old versions of codes with the newest version which makes for the safer installation of boilers, pressure vessels and gas and steam lines.
New Brunswick Regulation 83-42, the General Regulation and New Brunswick Regulation 2008-109, the Alcohol Ignition Interlock Device Program Regulation – <i>Motor Vehicle Act</i>	Nov. 1, 2017	Amendments were made to the Act and Regulations to strengthen existing provisions and increase penalties and consequences in order to change driving behaviour and reduce incidents of alcohol impaired driving.

The acts and regulations for which the department is responsible are at:

<http://laws.gnb.ca/en/deplinks?subjectnumber=11>

Summary of Official Languages activities

Introduction

The Department of Justice and Public Safety has updated and submitted an action plan to Intergovernmental Affairs that includes strategic means for each of the four sectors of activity (focus) in GNB's Plan on Official Languages Official Bilingualism: A Fundamental Value.

Focus 1

Ensure access to service of equal quality in English and French throughout the province:

Objectives for 2017-2018:

- Extend a bilingual offer of service at first point of contact;
- Ensure a balance of linguistic capabilities to provide service in both Official Languages;
- Ensure bilingual signage is properly displayed at first point of contact;
- Ensure staff understand the requirement for bilingual voice mail messages;
- Ensure correspondence is provided in the client's Official Language of choice; and
- Generic correspondence is sent in both Official Languages.

Activities to meet objectives:

- As part of the employee orientation package, new hires are required to complete the training module on Language of Service;
- Review and update linguistic profiles as required;
- The Language of Service policy is reviewed yearly with employees during their annual work planning meeting;
- Correspondence is provided in the client's Official Language of choice; and
- Employees are reminded periodically as required of their obligations.

Focus 2

An environment and climate that encourages, for all employees, the use of the Official Language of their choice in their workplace:

Objectives for 2017-2018:

- Ensure performance reviews are conducted in the employee's Official Language of choice; and
- Employees are offered upon hire language preference for computer set ups.

Activities to meet objectives:

- New hires are required to identify their preferred language for oral and written communications at point of hire;
- As part of the employee orientation package, new hires are required to complete the training module on Language of Work;
- The Language of Work policy is reviewed yearly with employees during their annual work planning meeting;
- Periodically review linguistic profiles to ensure compliance;

- Managers conduct performance reviews in their employee's Official Language of choice;
- During orientation, new employees are asked for their preferred language for computer set-up;
- Training is offered in both Official Languages;
- Departmental communication is provided in both Official Languages;
- Reminders were sent to managers of the methods available for facilitating meetings while respecting linguistic duality; and
- The Annual recognition dinner was facilitated in both Official Languages and both Official Languages are used at regional meetings.

Focus 3

Strategic means taken to ensure the department took into account the realities of the province's official linguistic communities:

Emergency alerts communicated by the department to the citizens of New Brunswick are shared in both Official Languages through various social media mechanisms, as well as radio, television stations and wireless devices compatible with the National Public Alerting System.

Focus 4

Ensure Civil Service employees have a thorough knowledge and understanding of the *Official Languages Act*, relevant policies, regulations and GNB's Official Languages obligations:

Objectives for 2017-2018:

- Raise new employees' awareness of the Language of Work and Language of Service policies and remind current employees of their obligations through their yearly work planning meetings.

Activities to meet objectives:

- The department required all new employees to complete the training modules on Language of Work and Language of Service;
- All employees are informed of their obligations as part of their orientation program and/or through their work planning meetings; and
- The Official Languages newsletter was circulated to all employees.

Conclusion:

The department continued to work at meeting its objectives with respect to the Official Languages action plan. Ongoing efforts continue to raise individual and departmental awareness about our obligations regarding Official Languages. As well, 14 employees received second language training offered by GNB.

Summary of recommendations from the Office of the Auditor General

Section 1

Name and year of audit area with link to online document	Recommendations		Actions or Activities Undertaken
	Total	Adopted	
Charitable gaming oversight, 2016 Volume 1 – Recommend the Department of Public Safety develop a standardized process and implement associated procedures for evaluating initial and ongoing eligibility of agricultural fair associations for licensing under the Charitable Gaming program. http://www.agnb-vgnb.ca/content/dam/agnb-vgnb/pdf/Reports-Rapports/2016V1/agrepe.pdf (page 83)	1	1	In October of 2016 the department implemented a check list for Licensing Officers to follow when an agricultural fair association applies for a licence (new or renew) under the charitable gaming program.

Section 2

Name and year of audit area with link to online document	Recommendations	
	Total	Adopted
Enforcement of unauthorized VLT's, 2015 Volume 3 – Recommend the Department of Public Safety more proactively monitor and increase compliance initiatives to reduce or eliminate unauthorized VLTs. This could include setting measurable targets and evaluating achievement towards stated objectives to reduce or eliminate the existence of unauthorized VLTs. http://www.agnb-vgnb.ca/content/dam/agnb-vgnb/pdf/Reports-Rapports/2015V3/Agrepe.pdf (page 109)	1	1
2008 Flood Claim, 2015 Volume 3 – Recommend the Department of Public Safety work towards completing all outstanding requests as soon as possible in order to ensure timely receipt of funding from the Federal government. http://www.agnb-vgnb.ca/content/dam/agnb-vgnb/pdf/Reports-Rapports/2015V3/Agrepe.pdf (page 140)	1	1
Accounting/ Documentation Concerns With Estimates, 2014 Volume 1 – Need to review allowance for doubtful accounts – loans and accounts receivable http://www.agnb-vgnb.ca/content/dam/agnb-vgnb/pdf/Reports-Rapports/2014V1/Agrepe.pdf (page 91)	1	1
Collection of Accounts Receivable, 2013 Volume 2 – Recommend departments share debtor contact information, where legislation permits, for the purpose of collecting accounts receivable. http://www.agnb-vgnb.ca/content/dam/agnb-vgnb/pdf/Reports-Rapports/2013V2/agrepe.pdf (page 203)	1	0

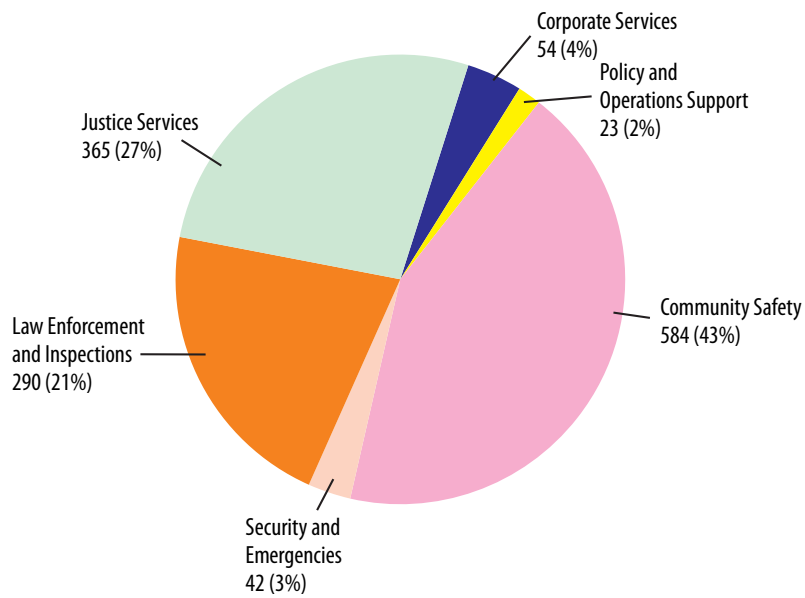
Report on the *Public Interest Disclosure Act*

As provided under section 18(1) of the *Public Interest Disclosure Act*, the chief executive shall prepare a report of any disclosures of wrongdoing that have been made to a supervisor or designated officer of the portion of the public service for which the chief executive officer is responsible. The Department of Justice and Public Safety did not receive any disclosure(s) of wrongdoing in the 2017-2018 fiscal year.

Appendix A – Human resources data

Number of permanent and temporary employees *		
Employee type	2016-2017	2017-2018
Permanent	1,235	1,222
Temporary	130	136
Total	1,365	1,358

* Does not include casuals

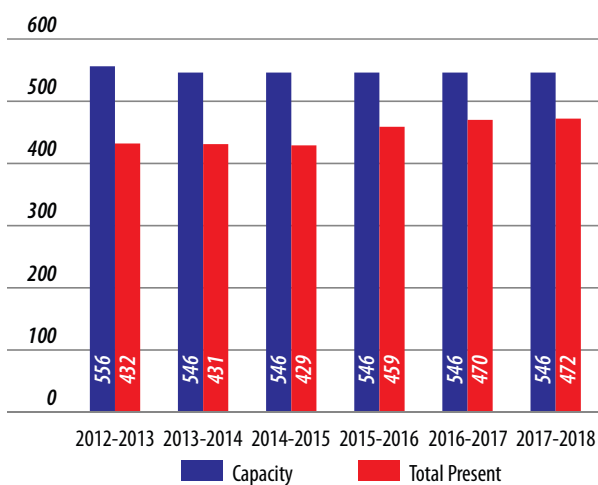


Appendix B – Statistical information

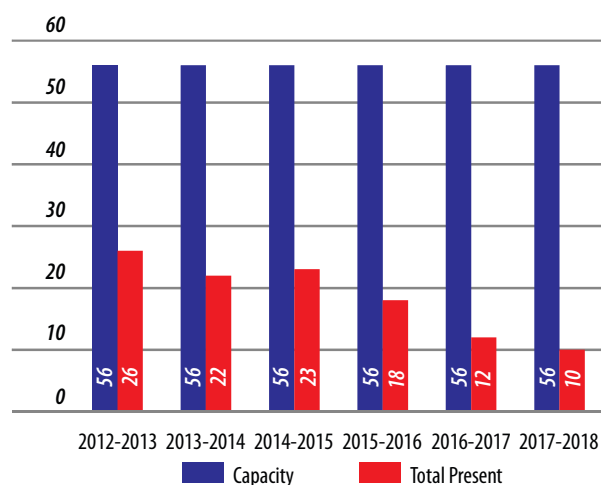
Community Safety	2016-2017	2017-2018
Community Services		
Adult Community Services		
Pre-Sentence Reports requested	2,245	2,242
Number of admissions:		
Alternative Measures	706	699
Fine Option Program	98	79
Community Service Work Program	157	104
Placed on probation	1,598	1,513
Conditional Sentence	520	482
Adult Program interventions	201	219
Average monthly caseload count:	2,280	2,254
Youth Community Services		
Pre-sentence Reports requested	274	286
Number of admissions:		
Extrajudicial Sanctions Program	370	308
Community Service Work Program	62	26
Placed on probation	128	145
Intensive Support program	26	24
Deferred Custody and Supervision Order	29	37
Portage Substance Abuse Treatment Program	40	31
Open custody	11	19
Youth Program interventions	20	34
Average monthly count:		
Average monthly caseload count	252	205
Average monthly Open Custody count	5	5
Victim Services		
Victims referred to Victim Services	6,526	6,079
Victim Impact statements	950	873
Short-term counselling	352	583
Trauma counselling	505	203
Compensation for victims of crime	863	711
Institutional Services		
Adult provincial correctional institutions		
Adult Custody admissions	3,685	3,707
Sentence to custody	1,958	1,854
Remands pending a court appearance	1,269	1,360
Temporary Absence program	161	160
Island View Community Residential Centre	72	80

Community Safety	2016-2017	2017-2018
Institutional Services		
Youth Secure Custody Services		
Youth secure custody admissions	168	184
Remand	141	140
Custody and supervision orders	17	21
Average daily count		
Saint John Regional Correctional Centre	132.1	145
Southeast Regional Correctional Centre	169.1	137
Dalhousie Regional Correctional Centre	64.1	73
Madawaska Regional Correctional Centre	61.7	68.1
New Brunswick Women's Correctional Centre	43.4	48.4
New Brunswick Youth Centre	11.6	9.5
	482.0	481.0

Adult provincial institutions average daily count Six-year trend

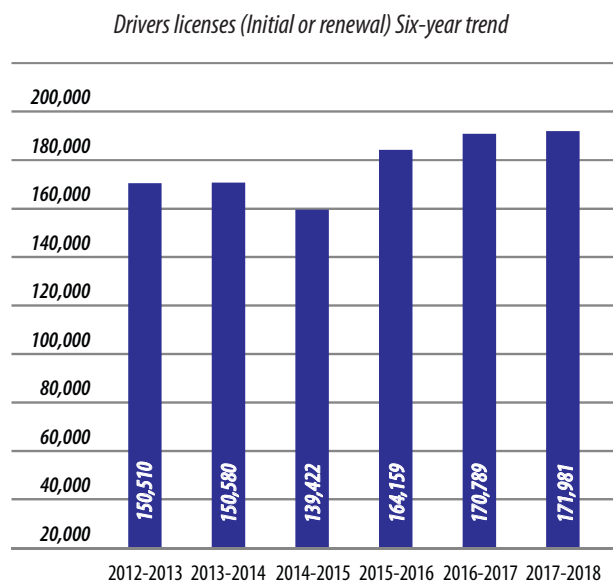
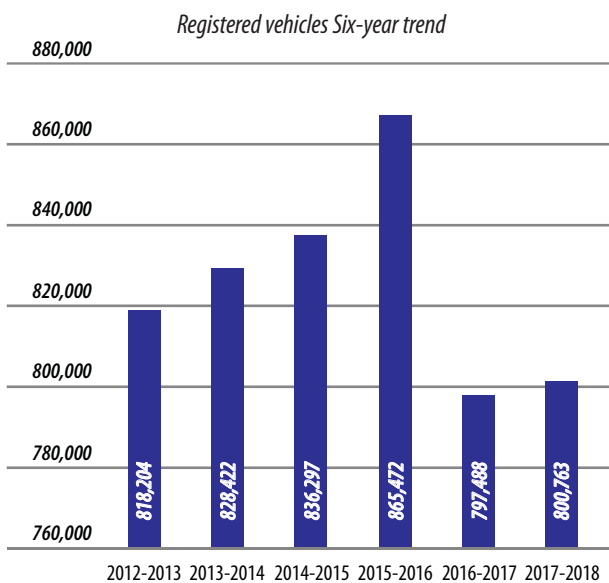


NB Youth Centre average daily count Six-year trend



Community Safety	2016-2017	2017-2018
Gaming Control		
Liquor licences	2,389	2,269
Liquor permits	1,490	1,435
Charitable gaming licences	1,289	1,298
Charitable gaming permits	1,280	1,058
Film and video licences	509	459
Private Investigator and Security Guard licences	1,762	1,979
Salvage Dealer licences	106	103
Manufacturer licences	69	88
Registration of employees and suppliers in the gaming industry	590	542
Registration of video lottery site holders	220	222

Community Safety	2016-2017	2017-2018
Motor Vehicle Services		
Drivers licences (initial or renewal)	170,789	171,981
Helmets to hardhats driver licence exchanges	70	56
Identity cards (non-driving)	7,037	8,276
Vehicle registration	797,488	800,763
Motorcycle veteran plate	75	506
Vehicle Registration reminder opt-out	20,142	26,523
Interlock clients	261	214
Dealers and inspection stations	2,205	2,029
Passenger vehicle driving schools	26	26
Commercial vehicle driving schools	6	7
Passenger vehicle driver instructor permit	104	103
Commercial vehicle driver instructor permit	9	20
Motorcycle driving schools	6	6
Motorcycle driver instructor permit	43	26
International Registration Plan (IRP) audits completed	14	30



Community Safety	2016-2017	2017-2018
Firearms		
Shooting ranges inspected	13	12
Shooting ranges met the provincial standard	9	9
Ranges required re-inspection	4	3
Firearm safety training	5,587	4,954
Firearm transfers reviewed	1,960	1,866

Security and Emergencies	2016-2017	2017-2018
Emergency Measures Organization		
Emergency plans registered with NB EMO (of 104 municipalities)	99	103
Planning assistance provided to communities	76	88
Exercises conducted involving communities, institutions, industry and private agencies.	27	25
Participants in Emergency Management training courses	175	160
Provincial Emergency Operation Centre activated (significant events)	5	4
Property owners reported damage	2,642	104
Property owners applied for disaster financial assistance	5,160	113
NB 9-1-1 Bureau		
Volume for 911 calls	180,136	184,199
Number of requests for 911 call investigations	75	61
Number of new civic addresses assigned in unincorporated areas of the province	990	1,162
Law Enforcement and Inspections		
	2016-2017	2017-2018
Coroner Services	Calendar year	2016
Sudden and unexpected death investigations initiated	1,609	1,693
Office of the Fire Marshal		
Fires reported	3,543	3,266
Non fire related responses	29,490	29,396
Fires investigated by regional fire marshals	121	140
Buildings Inspected:		
By regional fire inspectors	3,479	3,379
By local assistants	3,048	3,565
Total of inspections	6,527	6,944
Building plan reviewed	430	442
Sprinkler system installations reviewed	37	58
Participants in provincially funded firefighter training courses	501	352
Provincial firefighter examinations	1,943	1,882
Volunteer firefighters	5,000	5,000
Emergency inspections during spring flood by regional fire inspectors	688	133
Incident reports recorded for analysis	33,033	32,662
Inspection and Enforcement Services		
Motor Vehicle Safety Enforcement Section		
Commercial Vehicle Enforcement		
Speed enforcement on commercial vehicles on provincial highways – charges	772	751
Speed enforcement on commercial vehicles on provincial highways – warnings	259	235
Commercial vehicles checked or weighed	488,845	453,821
Inspections conducted	28,464	15,887
Charges laid	5,626	5,441
Warnings given	4,037	4,191

Law Enforcement and Inspections	2016-2017	2017-2018
Inspection and Enforcement Services		
Motor Vehicle Safety Enforcement Section		
Roadcheck – trucks inspected	233	378
Operation Air Brake – vehicles inspected	28	15
National Safety Code		
Carrier contacts	523	466
Off-road Vehicle Enforcement		
Off-road vehicles checked	13,425	13,288
Number of citations	800	995
Calls for service	4,120	4,181
Trail kilometres	40,375	46,695
Charges laid	394	535
Warnings given	406	460
Checkpoints	2,544	2,619
Inspection and Investigation Section		
Motor Vehicle, casino and licensee Inspections		
Inspections and investigations completed		
Liquor	4,655	3,357
Lotteries	2,143	1,665
Tobacco sales to minors	2,049	919
Film and video	141	61
Salvage dealers	43	19
Gaming equipment	39	26
Audits on gaming equipment	3,144	2,641
Private Investigators	1,388	1,179
Smoke-free places	1,217	1,646
Motor vehicle inspections	111	168
Tobacco Tax	499	489
Casino operational inspections	507	533
Casino operational audits	71	267
Safer Communities and Neighbourhoods		
Investigated public complaints	212	168
Properties vacated due to illegal activity	42	42
Complaints with community resolution	135	42
Investigations based on illegal drug activity	157	134
General Investigation Unit		
Files received by GIS Unit	58	57
Files concluded (without court action)	39	12
Files under investigation or before the courts	43	28
Files concluded in court	19	29

Law Enforcement and Inspections	2016-2017	2017-2018
Inspection and Enforcement Services		
Contraband Enforcement Unit		
Total number of open files	147	53
Number of seizures	25	*30
Number of prosecutions	25	**24
Crime Stoppers tips	65	108
*Please note: 30 seizures reflects 17 operations with charges under 121.1 CCC and POPA under sections 2.2(1) and 2.2(1.6) TTA		
**Number of prosecutions also reflects those cases currently before the courts when guilty pleas are anticipated.		
Inspection and Investigation Section		
Conservation		
Apprehensions for illegal activity		
Fish and Wildlife	1,185	1,269
Watercourse and fish habitat	46	39
Illegal timber harvest	294	224
Other (off-road vehicle, forest fire, etc.)	2,907	1,977
Health Protection Services Section		
Food Safety		
Number of food service establishment inspections (by risk level)		
High	486	895
Medium	3,763	4,161
Low	1,321	1,556
Total food service establishments inspected	5,570	6,612
Licenses Issued	4,256	4,409
Licences revoked	9	4
Food handlers trained	890	633
Inspections of unlicensed, temporary or special event food vendors	523	451
Agri-Food Services		
Raw Milk Quality Program		
Number of raw milk samples tested	2,425	2,373
Dairy Farm Inspections		
Number of routine dairy farm inspections	201	128
Number of follow-up, quality and other inspections	306	257
Number of Premise Penalties	0	0
Number of abattoir inspections	73	50
Number of Meat Shop Inspections	23	2
Number of Bulk Tank Milk Graders inspections	37	20
Number of Bulk Milk Tank Truck inspections	38	22
Water Quality		
Public Drinking Water Supplies		
Number of tests monitored	2,561	3,157
Boil Orders Issued	52	226
Private Drinking Water Supplies		
Private well owner samples submitted	10,224	12,628
Private well owners contacted	2,561	2,304

Law Enforcement and Inspections	2016-2017	2017-2018
Inspection and Enforcement Services		
Inspection and Investigation Section		
Health Protection Services Section		
Water Quality		
Recreational Water Quality		
Number of sites monitored	40	47
Number of beaches closed	2	2
Environmental Health and Community Sanitation		
On-Site Sewage Disposal System		
Application Assessments	1,011	999
Inspections	754	9120
Air Quality		
Indoor air quality investigations	92	99
Housing complaint investigations	178	192
Institutional Health		
Special Care Home inspections	653	559
Daycare inspections	771	702
<i>Smoke-free Places Act</i>		
Complaints investigated	23	93
Technical Inspection Services		
Inspections completed	22,425	23,742
Plans reviewed and/or registered	1,520	1,814
Installation permits issued	16,356	17,460
Licences issued or renewed	14,126	13,686
Operating permits	17,712	18,730
Exams administered	2,128	2,158

Justice Services	2016-2017	2017-2018
Court Services		
Court activity		
Court of Appeal		
Civil matters	79	93
Criminal cases	38	47
Court of Queen's Bench, Trial Division		
Causes filed ¹	2,738	2,555
Matters filed ²	628	620
Family Division filing activity	4,958	4,970
Trial records for petitions	2,599	2,658
Motions	1,914	1,851
Applications	3,628	3,808
Separation agreements	202	207
Voluntary Agreement (Department of Social Development clients)	79	70
Affidavits of Default	164	184
¹ A cause is defined as an action, suit or other originating process between a plaintiff and a defendant. ² Matters generally include criminal matters, primarily indictable and summary conviction appeals and Notices of Application in civil matters (trials or hearings and ex-parte applications)		

Justice Services	2016-2017	2017-2018
Court Services		
Court activity		
Small Claims Court		
Claims filed	1,671	1,433
Up to \$3,000	638	544
\$3,000 to \$30,000	394	960
Small claims hearings held	284	365
Provincial Court – Adults only		
Charges disposed of (excluding municipal by-laws)	40,263	39,414
Youth Justice Court		
Charges disposed of	1,849	1,683
Child-Centered Family Justice Initiatives		
Court-Ordered Evaluations Support Program		
Applications received	34	39
Approved for help with cost of evaluation	26	30
Office of the Registrar		
Adoption files processed	115	116
Bankruptcies filed	842	703
Commencement of divorce proceedings	1,393	1,339
Filing of decrees absolute and divorce judgments	1,218	1,306
Interjurisdictional Support Orders (ISO) files received	439	395
Office of Support Enforcement		
Total caseload	12,288	12,000
Average caseload per enforcement officer	492	429
Payment transactions processed	183,880	178,586
Payments toward support accounts	161,803	155,530

Crime statistics ⁽¹⁾

	2016	2017	% change
Crime rate	4,716	5,163	9.5%
Percentage of crimes solved (clearance rate)	39%	37%	-6.3%
Crime Severity Index ⁽²⁾	62	69	11.3%
Adult crime rate	1,358	1,393	2.6%
Youth crime rate	4,131	3,834	-7.2%
Violent crime rate	1,198	1,264	5.6%
Percentage of violent crimes solved (clearance rate)	64%	60%	-5.6%
Property crime rate	2,693	2,948	9.5%
Percentage of property crimes solved (clearance rate)	21%	19%	-7.7%
Motor vehicle theft rate	124	158	27.7%
Break and enter rate	430	478	11.3%
Homicide rate	1.5	1.3	-9.0%
Sexual assault rate	58	69	19.1%
Percentage of sexual assault crimes solved (clearance rate)	66%	58%	-11.6%
Luring a child via a computer rate	3.2	3.6	12.0%
Robbery rate	31	28	-8.5%
Impaired driving rate	222	236	6.3%

Note: Rates are calculated on the basis of 100,000 population

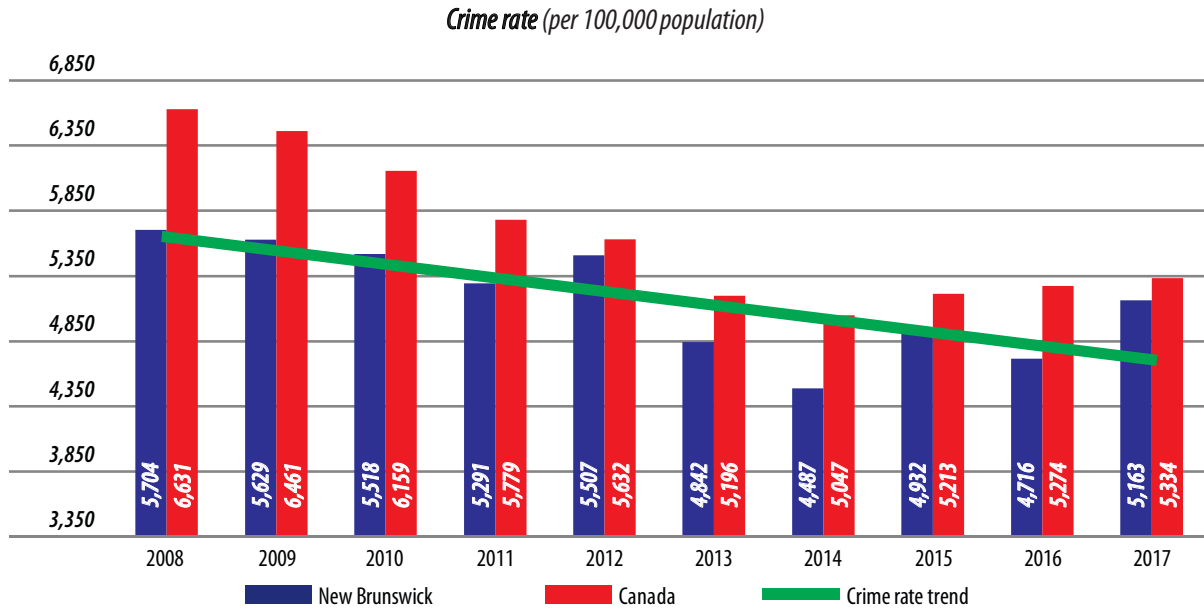
(1) Source: Statistics Canada. Table 35-10-0177-01 Incident-based crime statistics, by detailed violations

(2) Source: Statistics Canada. Table 35-10-0026-01 Crime severity index and weighted clearance rates

Crime rate

New Brunswick ranking: fifth-lowest in Canada

Why it matters: Crime rates affect the sense of security that people have about their communities. These rates can also influence business investment and residential development.



In 2017, the New Brunswick crime rate was 5,163 per 100,000 population. The trend during the past 10 years continued downward. New Brunswick was fifth among the provinces for lowest rates of crime.

To be understood fully, crime rates need to be looked at during a period of years. Several factors can influence the crime rate, including whether crime is reported to police, police enforcement practices, changes to legislation and actual (real) reductions in crime. This is why the *New Brunswick Crime Prevention and Reduction Strategy* includes additional indicators as a way to more accurately measure reductions in crime during the long term, including crime severity, self-reported victimization, public perception of crime and underlying crime factors.